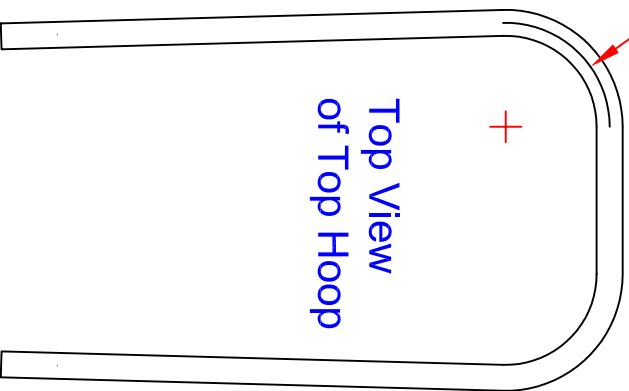
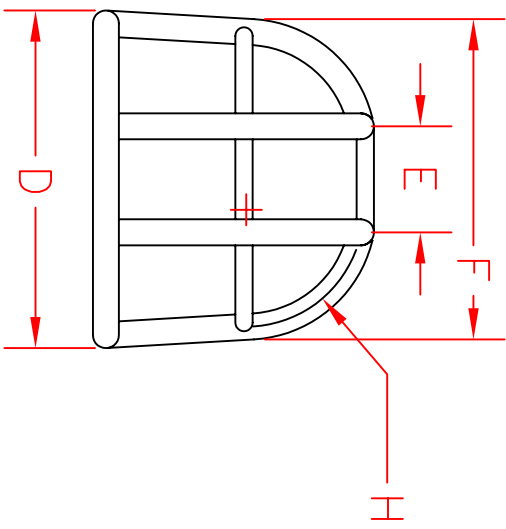
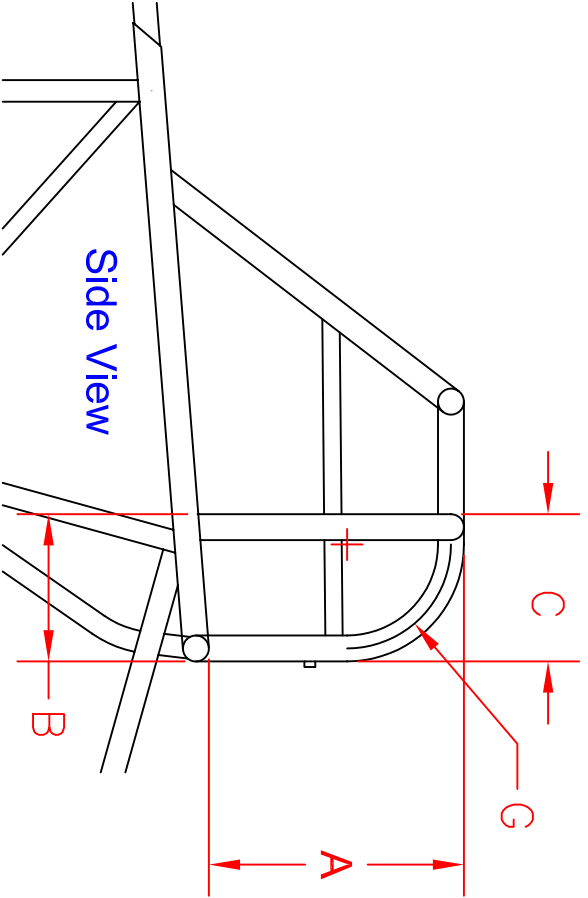




Part Number	NA
Description	Cage Shroud Form
Material	
Date	3/23/2006
Blank Size	
Drawn By	MM
Notes	Draw\Documentation\TFC\Cage Shroud Form.dwg
Fixture No.	
Customer	
Current Rev.	
Tolerance	Unless Specified .000 Allow +/- .003 ; .00 Allow +/- .010 Hole Diameters + .005 - .000

Item	Dimension	Description
A		Cage Height from Top Of Cage to Top of Shoulder Hoop
B		Distance from Front of Secondary Hoop at Bottom to Back of Cage
C		Distance from Front of Secondary Hoop at Top to Back of Cage
D		Shoulder Hoop Width Outside to Outside
E		Rear Cage Bars Center to Center Width
F		Overall Width at Tangent Points of Secondary Hoop
G		Rear Cage Tube Radius at Centerline of Tube
H		Secondary Tube Radius at Centerline of Tube
I		Top Hoop Tube Radius at Centerline of Tube



Customer Name: _____
 Contact No. _____